
Pedestal Mounts (PS Series)

New Highly Damped Elastomeric Isolators

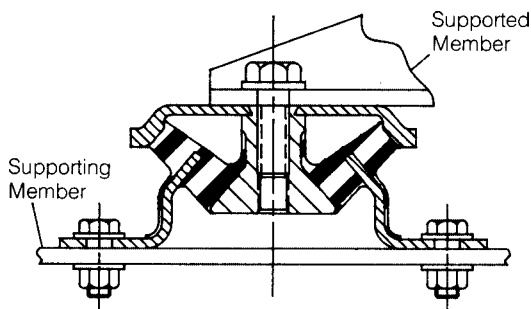

Designed to protect delicate electronic equipment from damaging shock and vibration, these isolators are widely used in jet aircraft, missile, spacecraft, and related ground support equipment. The low-profile design requires a minimum of headroom. Installation is simple; no special openings or tools are needed. Bonded in BTR[®] elastomer, these mounts have high damping and wide operating temperature range.

Features:

- Rated load range: 8 to 60 pounds
- Maximum amplification at resonance: 2.5 to 4, depending on vibration environment
- Operating temperature range: -65°F to +300°F
- Gradual snubbing under shock load
- Accommodate vibratory inputs up to .06 inch D.A.
- Sustain a 15g, 11ms, half-sine shock pulse without significant change in performance and a 30g, 11ms, half-sine pulse without failure

Benefits:

- Fully bonded: precise, predictable and reliable performance over a wide range of vibration disturbances
- All-attitude performance; axial and radial static and dynamic characteristics nearly the same, can be loaded in any direction
- Fail safe; mechanical interlock keeps equipment in place in the event of elastomeric failure



U.S. Registered Trademark, Lord Corporation, Erie, PA, USA

PEDESTAL MOUNTS

(Metric values in parenthesis)

Load capacity: 8 to 60 lbs. (3.6 to 27 kg)

Metal parts and finish:

Aluminum alloy, chromate treated per

MIL-C-5541, Class 1A

Inner member — 2024-T3 aluminum per

QQ-A-250/4

Other metal parts — 2024-T3 aluminum per

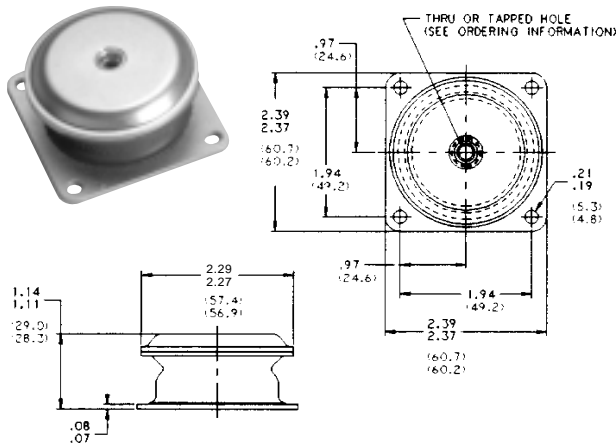
QQ-A-250/4

Mount weight for all variations:

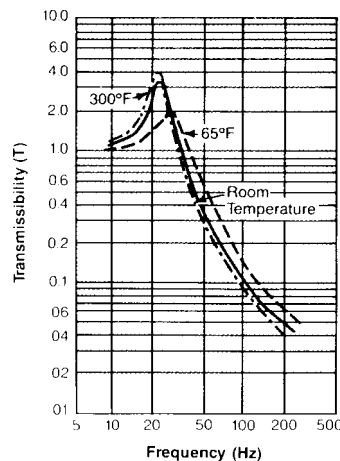
3.0 oz. (68g) max.

Dynamic axial natural frequency range for all variations:

22 to 28 Hz at .036 in. (.91 mm) D.A. input



Transmissibility vs. frequency



Performance Characteristics

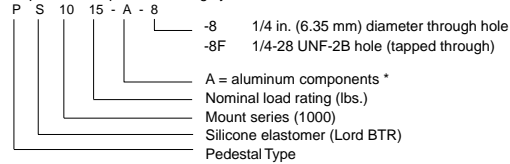
Part Number	Load range		Nominal dyn. axial f_n	Dynamic axial spring rate		Dynamic radial spring rate	
	lbs	kg		lbs/in	N/mm	lbs/in	N/mm
PS1010	8-12	3.6-5.4	25 Hz	638	112	638	112
PS1015	13-19	5.9-8.6	25 Hz	957	167	957	167
PS1025	20-28	9.1-13	25 Hz	1595	279	1595	279
PS1035	29-41	13-19	25 Hz	2233	391	2233	391
PS1050	42-50	19-27	25 Hz	3190	558	3190	558

Ordering Information:

Although aluminum components are considered standard, pedestal mounts with steel components may also be ordered. A suffix letter "A" designates aluminum and letter "S" designates steel.

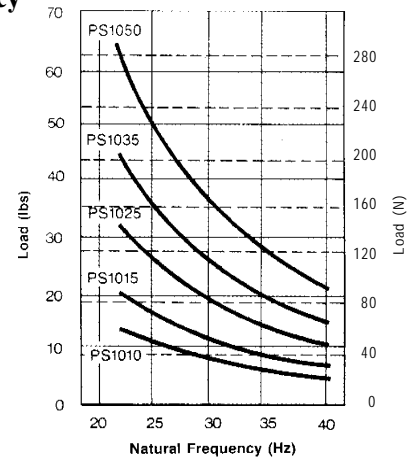
All variations of pedestal mount are available with either a through hole or a tapped hole in the center of the mount. The standard size is 1/4 in. (6.35 mm.) The type of hole is indicated by a suffix.

Explanation of part numbering system:



*Other materials available as specials only

Load vs. frequency



Load vs. deflection

