


Low Profile, Self-Sealing Hydraulic "B" Nuts



Aeroquip's new low profile, self-sealing hydraulic "B" nut fittings combine a small envelope size with minimal weight for high and low pressure hydraulic systems.

Developed for use on the C-17 program, the new hydraulic "B" nut fittings are qualified to the applicable classes of AS1896.

DESIGN DATA

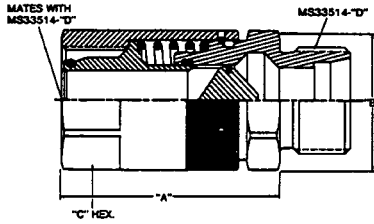
Part Numbers:	(Class 1000):	AE86067 (straight) AE86068 (90°)
	(Class 4000):	AE86053 (straight) AE86054 (90°)
Material:	(Class 1000):	Aluminum
	(Class 4000):	Titanium
Application:	MIL-H-83282	
Temperature:	-40°F to +275°F (-40°C to +135°C)	

Pressure Rating:	Class 1000	Class 4000
	psi/Bar	psi/Bar
Operating	1,000/62.96	4,000/251.84
Proof	1,500/94.44	6,000/377.76
Burst	2,500/157.40	10,000/429.60

DIMENSIONAL DATA

CLASS 1000 – Aluminum

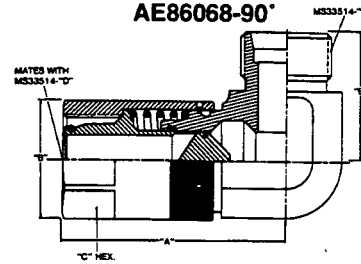
AE86067-Straight



Part Number	A Ref.	B Dia.	C Hex	D
AE86067G	1.54 39.12	.90 22.86	.69 17.53	-6
AE86067H	1.89 48.01	1.10 27.94	.88 22.35	-8
AE86067J	2.10 53.34	1.24 31.50	1.00 25.40	-10
AE86067K	2.18 55.37	1.39 35.31	1.25 31.75	-12
AE86067M	2.40 60.96	1.79 45.47	1.50 38.10	-16
AE86067N	2.96 75.18	2.06 52.32	1.88 47.75	-20

Inches in bold type, millimeters in light type.

AE86068-90°

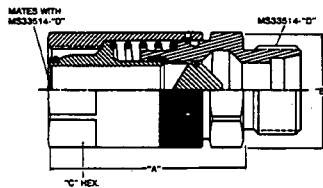


Part Number	A Ref.	B Dia.	C Hex	D	E Max.
AE86068G	1.66 42.16	.85 21.59	.69 17.53	-6	1.086 27.584
AE86068H	2.16 54.86	1.10 27.94	.88 22.35	-8	1.22 30.99
AE86068J	2.48 62.99	1.24 31.50	1.00 25.40	-10	1.37 34.80
AE86068K	2.59 65.79	1.39 35.31	1.25 31.75	-12	1.52 38.61
AE86068M	2.90 73.66	1.65 41.97	1.50 38.10	-16	1.70 43.18
AE86068N	2.99 75.95	2.06 52.32	1.88 47.75	-20	1.901 48.285

Inches in bold type, millimeters in light type.

CLASS 4000 – Titanium

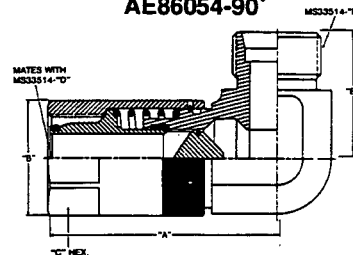
AE86053-Straight



Part Number	A Ref.	B Dia.	C Hex	D
AE86053G	1.66 42.16	.90 22.86	.69 17.53	-6
AE86053H	1.99 50.55	1.10 27.94	.88 22.35	-8
AE86053J	2.27 57.66	1.24 31.50	1.00 25.40	-10
AE86053K	2.34 59.44	1.39 35.31	1.25 31.75	-12
AE86053M	2.49 63.25	1.79 45.47	1.50 38.10	-16
AE86053N	2.68 68.07	2.06 52.32	1.88 47.75	-20

Inches in bold type, millimeters in light type.

AE86054-90°



Part Number	A Ref.	B Dia.	C Hex	D	E Max.
AE86054G	1.74 44.20	.85 21.59	.69 17.53	-6	1.080 17.43
AE86054H	2.20 55.88	1.10 27.94	.88 22.35	-8	1.220 30.99
AE86054J	2.55 64.77	1.24 31.50	1.00 25.40	-10	1.370 34.80
AE86054K	2.72 69.14	1.39 35.31	1.25 31.75	-12	1.520 38.61
AE86054M	3.05 77.47	1.65 41.91	1.50 38.10	-16	1.700 43.18
AE86054N	3.14 79.77	2.06 52.32	1.88 47.75	-20	1.880 47.75

Inches in bold type, millimeters in light type.



Aeroquip Corporation
 Engineered Systems Group
 Aerospace Division
 300 S. East Avenue, Jackson, MI 49203-1972
 Phone: 517-787-8121, Fax: 517-787-5758
www.aeroquip.com

Specifications subject to change without notice / Aeroquip products are protected by patents internationally