

Kevlar® Reinforced High Pressure PTFE Hose Assemblies AE319, AE334, AE355

- Lightweight
- Integral Abrasion Resistance
- Qualified to Industry Standards
- Compatible with Aerospace Fluids
- Available for 3000, 4000 or 5000psi Applications



Kevlar Reinforced High Pressure PTFE Hoses and Fittings

General Characteristics

Today, as in the past, Eaton meets the challenge of the aerospace industry's continuing requirements for greater weight savings, superior performance and increased value with its Kevlar reinforced hose product line.

The same Kevlar fiber that is used in bulletproof vests is used as the reinforcement material in Eaton's Aeroquip hose styles. The result is lightweight hose assemblies that are capable of handling hydraulic pressures up to 5000psi.

Kevlar hoses are made of high temperature resistant aramid fibers having a unique combination of toughness and exceptional thermal stability. These properties offer increased strength and reduced weight for the complete line of reinforced Aeroquip hoses.

The PTFE tube used in Eaton's reinforced high pressure hose is manufactured to the same stringent standards as the tube used in our wire reinforced hoses. Inherent resiliency and toughness are built into the extruded tube by the close control of factors affecting crystallinity. The extruded tube has a tough, smooth, waxlike texture which resists erosion and has sufficient conductivity to prevent electrostatically-induced hose failures.

Application Data

The Kevlar reinforced PTFE hose is suitable for use with fuels, lube oils, hydraulic fluids, coolants or solvents commonly used in aircraft applications. Superior vibration resistance and low volumetric expansion make these hoses ideal for high pressure hydraulic system applications.

The hoses shown in this bulletin are rated according to the listed industry specifications. These various ratings are for specific service requirements related to specified temperature, pressure and impulse conditions. In many cases, a specific rating can be successfully exceeded if other variables are modified. Our trained support staff are available to help with recommendations for special applications.

Identification

A white layline consisting of Eaton's Aeroquip hose part number, size and specification number (where applicable) is printed along the length of the hose.

Fittings

Fittings are available in both flareless and ArcSeal® styles to mate with AS33514 or AS4375 (applies to AE319 and AE355) and AS85421 or AS4207 end connections. AE334 flareless mates with AS5827 or EN6123. In addition, elbow fittings are available in standard 45° and 90° styles. Contact Eaton about special fittings for custom installations.

Fitting Material

AE319/AE334 FITTINGS

Nut - Ti-6Al-4V (AMS4928 or AMS4965)

Wire - 305 CRES (AMS5685) or 302 CRES (AMS5637)

Nipple - Ti-6Al-4V (AMS4965)

Socket - 304 CRES (QQ-S-763 and AMS5639)

AE355 FITTINGS

Nut - Ti-6Al-4V (AMS4928 or AMS4965)

Wire - 305 CRES (AMS5685) or 302 CRES (AMS5637)

Nipple - Ti-6Al-4V (AMS4965 or AMS4928)

Socket - Commercially pure titanium (ASTM B 348 Grade 2)



AE319 Heavy Duty Hose 3000/4000psi Operating Pressure

Hose Data

	Dash Size	-4	-6	-8	-10	-12	-16
O.D. Tube Size (in)		.250	.375	.500	.625	.750	1.000
Hose I.D. minimum (in)		.212	.298	.391	.485	.602	.852
Hose O.D. maximum (in)		.510	.655	.825	.915	1.165	1.470
Max. Operating Pressure (psi)		4000	4000	4000	4000	4000	3000
Proof Pressure (psi)		8000	8000	8000	8000	8000	6000
Min. High Temp. Burst Pressure (psi)		12,000	12,000	12,000	12,000	12,000	9000
Min. Room Temp. Burst Pressure (psi)		16,000	16,000	16,000	16,000	16,000	12,000
Minimum Bend Radius (in)		1.50	2.50	2.88	3.25	4.00	7.50
Nominal Weight per Inch (lbs)		.0073	.0104	.0167	.0200	.0324	.0432

Temperature Range: -65°F to +275°F (-54°C to +135°C)

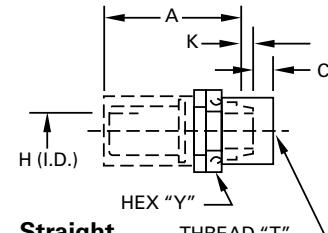
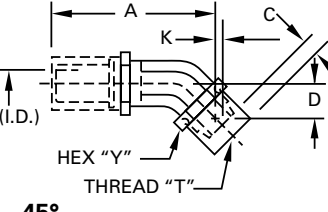
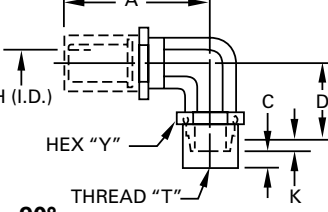
Construction: Extruded, conductive PTFE inner tube, with one (-4 size), two (-6 through -10 sizes) or three (-12 and -16 sizes) layers of full-coverage Kevlar reinforcement and a full-coverage black PBI/Kevlar (-4 through -12 sizes) or black polyester (-16 size) outer braid.

Industry Specifications: Qualified to Eaton specifications for 4000psi operation and meets performance requirements of AS4623.

FAA Approvals: Sizes -4 thru -12 are certified to TSO-C75, Type II-B-S/P



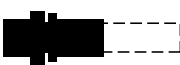









AE319 Fittings and Hose Assemblies

3000psi Flareless Fitting Dimensions

Dash Size	*Nipple Assembly	Max. A	C Ref.	Nom. D	Min. H	K Ref.	Thread T	Hex Y Ref.	Nom. Wt. (lbs) w/Socket
 <p>Straight</p>									
-4	AE32821E	1.50	.170	-	.142	.158	.4375-20 UNJF-3B	.563	.051
-6	AE32821G	1.73	.160	-	.243	.167	.5625-18 UNJF-3B	.688	.074
-8	AE32821H	2.07	.180	-	.342	.192	.7500-16 UNJF-3B	.875	.123
-10	AE32821J	2.15	.200	-	.412	.204	.8750-14 UNJF-3B	1.000	.178
-12	AE32821K	3.00	.200	-	.525	.231	1.0625-12 UNJ-3B	1.250	.435
-16	AE32821M	3.44	.130	-	.760	.300	1.3125-12 UNJ-3B	1.500	.792
 <p>45°</p>									
-4	AE32898E	1.84	.170	.370	.142	.112	.4375-20 UNJF-3B	.563	.060
-6	AE32898G	2.09	.160	.454	.243	.118	.5625-18 UNJF-3B	.688	.083
-8	AE32898H	2.46	.180	.534	.342	.136	.7500-16 UNJF-3B	.875	.133
-10	AE32898J	2.53	.200	.598	.412	.144	.8750-14 UNJF-3B	1.000	.208
-12	AE32898K	3.45	.200	.648	.525	.163	1.0625-12 UNJ-3B	1.250	.521
-16	AE32898M	4.28	.130	.778	.760	.212	1.3125-12 UNJ-3B	1.500	.904
 <p>90°</p>									
-4	AE32822E	1.63	.170	.672	.142	.158	.4375-20 UNJF-3B	.563	.065
-6	AE32822G	1.84	.160	.814	.243	.167	.5625-18 UNJF-3B	.688	.092
-8	AE32822H	2.17	.180	.932	.342	.192	.7500-16 UNJF-3B	.875	.143
-10	AE32822J	2.21	.200	1.184	.412	.204	.8750-14 UNJF-3B	1.000	.211
-12	AE32822K	3.12	.200	1.352	.525	.231	1.0625-12 UNJ-3B	1.250	.530
-16	AE32822M	3.91	.130	1.599	.760	.300	1.3125-12 UNJ-3B	1.500	.938

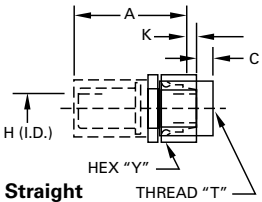
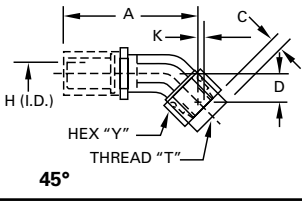
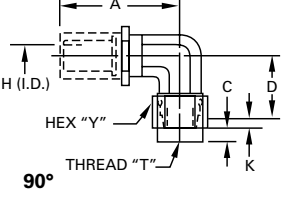
*Nipple assembly part number does not include socket

3000psi Hose Assemblies - Flareless to Flareless

A	B	Dash Sizes	Assembly Base No.	Nipple A Part No.	Nipple B Part No.	Socket Part No.
		-4 thru -16	AC127	AE32821	AE32821	AE28571
		-4 thru -16	AC128	AE32821	AE32898	AE28571
		-4 thru -16	AC129	AE32821	AE32822	AE28571
		-4 thru -16	AC137	AE32898	AE32898	AE28571
		-4 thru -16	AC138	AE32898	AE32822	AE28571
		-4 thru -16	AC139	AE32822	AE32822	AE28571













AE319 Fittings and Hose Assemblies

4000psi Flareless Fitting Dimensions

	Dash Size	*Nipple Assembly	Max. A	C Ref.	Nom. D	Min. H	K Ref.	Thread T	Hex Y Ref.	Nom. Wt. (lbs) w/Socket
 <p>Straight</p>	-4	AE29572E	1.50	.170	-	.142	.158	.4375-20 UNJF-3B	.563	.053
	-6	AE29572G	1.73	.160	-	.243	.167	.5625-18 UNJF-3B	.688	.079
	-8	AE29572H	2.07	.180	-	.342	.192	.7500-16 UNJF-3B	.875	.129
	-10	AE29572J	2.15	.200	-	.412	.204	.8750-14 UNJF-3B	1.000	.182
	-12	AE29572K	3.00	.200	-	.525	.231	1.0625-12 UNJ-3B	1.250	.450
 <p>45°</p>	-4	AE29574E	1.84	.170	.370	.142	.112	.4375-20 UNJF-3B	.563	.062
	-6	AE29574G	2.09	.160	.454	.243	.118	.5625-18 UNJF-3B	.688	.086
	-8	AE29574H	2.46	.180	.534	.342	.136	.7500-16 UNJF-3B	.875	.139
	-10	AE29574J	2.53	.200	.598	.412	.144	.8750-14 UNJF-3B	1.000	.212
	-12	AE29574K	3.45	.200	.648	.525	.163	1.0625-12 UNJ-3B	1.250	.535
 <p>90°</p>	-4	AE29576E	1.63	.170	.672	.142	.158	.4375-20 UNJF-3B	.563	.067
	-6	AE29576G	1.84	.160	.814	.243	.167	.5625-18 UNJF-3B	.688	.095
	-8	AE29576H	2.17	.180	.932	.342	.192	.7500-16 UNJF-3B	.875	.148
	-10	AE29576J	2.21	.200	1.184	.412	.204	.8750-14 UNJF-3B	1.000	.216
	-12	AE29576K	3.12	.200	1.352	.525	.231	1.0625-12 UNJ-3B	1.250	.544

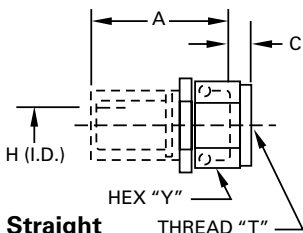
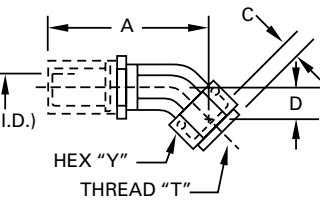
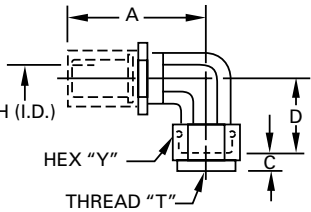
*Nipple assembly part number does not include socket

4000psi Hose Assemblies - Flareless to Flareless

A	B	Dash Sizes	Assembly Base No.	Nipple A Part No.	Nipple B Part No.	Socket Part No.
		-4 thru -12	AC240	AE29572	AE29572	AE28571
		-4 thru -12	AC241	AE29572	AE29574	AE28571
		-4 thru -12	AC242	AE29572	AE29576	AE28571
		-4 thru -12	AC243	AE29574	AE29574	AE28571
		-4 thru -12	AC244	AE29574	AE29576	AE28571
		-4 thru -12	AC245	AE29576	AE29576	AE28571


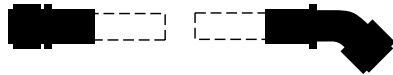

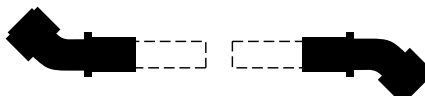
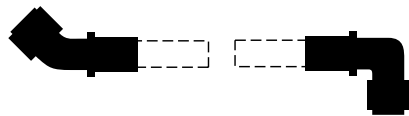
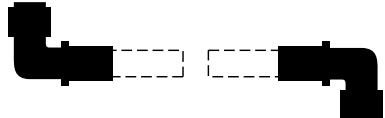


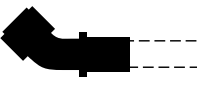
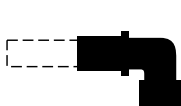

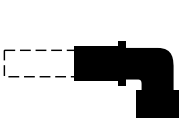
AE319 Fittings and Hose Assemblies

3000/4000psi ArcSeal Fitting Dimensions

	Dash Size	*Nipple Assembly	Max. A	C Ref.	Nom. D	Min. H	Thread T	Hex Y Ref.	Nom. Wt. (lbs) w/Socket
 <p>Straight</p>	-4	AE31640E	1.43	.206	-	.142	.4375-24 UNJS-3B	.563	.048
	-6	AE31640G	1.62	.214	-	.243	.5625-20 UNJS-3B	.688	.069
	-8	AE31640H	1.90	.227	-	.342	.7188-20 UNJS-3B	.875	.110
	-10	AE31640J	1.94	.283	-	.412	.8438-18 UNJS-3B	1.000	.154
	-12	AE31640K	2.76	.312	-	.525	1.0000-16 UNJ-3B	1.188	.397
	-16**	AE31640M	3.14	.347	-	.760	1.2500-14 UNJS-3B	1.500	.765
 <p>45°</p>	-4	AE31641E	1.79	.206	.318	.142	.4375-24 UNJS-3B	.563	.056
	-6	AE31641G	2.01	.214	.375	.243	.5625-20 UNJS-3B	.688	.076
	-8	AE31641H	2.38	.227	.448	.342	.7188-20 UNJS-3B	.875	.120
	-10	AE31641J	2.38	.283	.446	.412	.8438-18 UNJS-3B	1.000	.184
	-12	AE31641K	3.36	.312	.559	.525	1.0000-16 UNJ-3B	1.188	.487
	-16**	AE31641M	4.06	.347	.566	.760	1.2500-14 UNJS-3B	1.500	.875
 <p>90°</p>	-4	AE31642E	1.63	.206	.599	.142	.4375-24 UNJS-3B	.563	.061
	-6	AE31642G	1.84	.214	.702	.243	.5625-20 UNJS-3B	.688	.084
	-8	AE31642H	2.17	.227	.861	.342	.7188-20 UNJS-3B	.875	.130
	-10	AE31642J	2.21	.283	.970	.412	.8438-18 UNJS-3B	1.000	.187
	-12	AE31642K	3.12	.312	1.123	.525	1.0000-16 UNJ-3B	1.188	.491
	-16**	AE31642M	3.91	.347	1.299	.760	1.2500-14 UNJS-3B	1.500	.909

*Nipple assembly part number does not include socket

3000/4000psi Hose Assemblies - ArcSeal to ArcSeal

A	B	Dash Sizes	Assembly Base No.	Nipple A Part No.	Nipple B Part No.	Socket Part No.
		-4 thru -16**	AC246	AE31640	AE31640	AE28571
		-4 thru -16**	AC247	AE31640	AE31641	AE28571
		-4 thru -16**	AC248	AE31640	AE31642	AE28571
		-4 thru -16**	AC249	AE31641	AE31641	AE28571
		-4 thru -16**	AC250	AE31641	AE31642	AE28571
		-4 thru -16**	AC251	AE31642	AE31642	AE28571

** -16 is only rated at 3000 psi

AE355 Standard Duty Hose
3000/4000psi Operating Pressure



Hose Data

	Dash Size	-4	-6	-8	-10
O.D. Tube Size (in)		.250	.375	.500	.625
Hose I.D. minimum (in)		.212	.298	.391	.485
Hose O.D. maximum (in)		.455	.555	.715	.880
Max. Operating Pressure (psi)		3000/4000	3000/4000	3000/4000	3000/4000
Proof Pressure (psi)		8000	8000	8000	8000
Min. High Temp. Burst Pressure (psi)		12,000	12,000	12,000	12,000
Min. Room Temp. Burst Pressure (psi)		16,000	16,000	16,000	16,000
Minimum 3000 psi Bend Radius (in)		1.50	2.50	2.88	3.25
Minimum 4000 psi Bend Radius (in)		1.50	2.50	5.75	6.50
Nominal Weight per Inch (lbs)		.0053	.0071	.0111	.0159

Temperature Range: -65°F to +275°F (-54°C to +135°C)

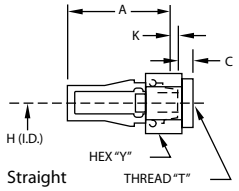
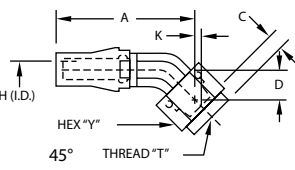
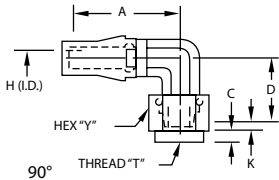
Construction: Extruded, conductive PTFE inner tube, with one (-4 through -8 sizes) or two (-10 size) layers of full-coverage Kevlar reinforcement and a full-coverage black polyester outer braid.

Industry Specifications: Meets the requirements of SAE specification AS1975 for 3000/4000 psi operation. Listed on PRI/QPL AS1975.

FAA Approvals: All sizes are certified to TSO-C75, Type II-B-S/P.

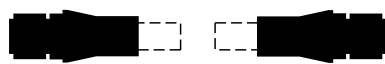



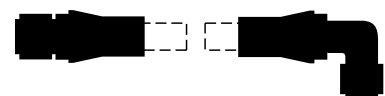







AE355 Fittings and Hose Assemblies

3000/4000 psi Flareless Fitting Dimensions

	Dash Size	*Nipple Assembly	Max. A	C Ref.	Nom. D	Min. H	K Ref.	Thread T	Hex Y Ref.	Nom. Wt. (lbs) w/Socket
	-4	AE32631E	1.58	.170	-	.135	.158	.4375-20 UNJF-3B	.563	.040
	-6	AE32631G	1.83	.160	-	.245	.167	.5625-18 UNJF-3B	.688	.068
	-8	AE32631H	2.03	.180	-	.340	.192	.7500-16 UNJF-3B	.875	.109
	-10	AE32631J	2.25	.200	-	.410	.204	.8750-14 UNJF-3B	1.000	.170
	-4	AE32894E	2.01	.170	.370	.135	.112	.4375-20 UNJF-3B	.563	.049
	-6	AE32894G	2.31	.160	.454	.245	.118	.5625-18 UNJF-3B	.688	.087
	-8	AE32894H	2.55	.180	.534	.340	.136	.7500-16 UNJF-3B	.875	.126
	-10	AE32894J	2.77	.200	.598	.410	.144	.8750-14 UNJF-3B	1.000	.216
	-4	AE32646E	1.79	.170	.672	.135	.158	.4375-20 UNJF-3B	.563	.056
	-6	AE32646G	2.06	.160	.814	.245	.167	.5625-18 UNJF-3B	.688	.090
	-8	AE32646H	2.25	.180	.932	.340	.192	.7500-16 UNJF-3B	.875	.135
	-10	AE32646J	2.45	.200	1.184	.410	.204	.8750-14 UNJF-3B	1.000	.218

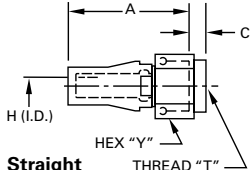
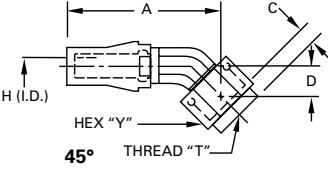
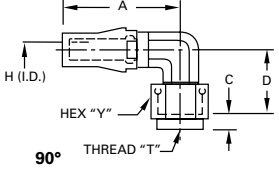
*Nipple assembly part number does include socket

3000/4000 psi Hose Assemblies - Flareless to Flareless (AS1975)

A	B	Dash Sizes	Fitting A Part No.	Fitting B Part No.	3000psi Assembly Base No.	4000psi Assembly Base No.
		-4 thru -10	AE32631	AE32631	AC4568	AC4580
		-4 thru -10	AE32631	AE32894	AC4569	AC4581
		-4 thru -10	AE32631	AE32646	AC4570	AC4582
		-4 thru -10	AE32894	AE32894	AC4571	AC4583
		-4 thru -10	AE32894	AE32646	AC4572	AC4584
		-4 thru -10	AE32646	AE32646	AC4573	AC4585

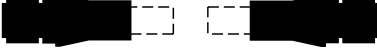











AE355 Fittings and Hose Assemblies

3000/4000psi ArcSeal Fitting Dimensions

	Dash Size	*Nipple Assembly	Max. A	C Ref.	Nom. D	Min. H	Thread T	Hex Y Ref.	Nom. Wt. (lbs) w/Socket
 <p>Straight</p>	-4	AE36553E	1.52	.206	-	.135	.4375-24 UNJS-3B	.563	.036
	-6	AE36553G	1.72	.214	-	.245	.5625-20 UNJS-3B	.688	.059
	-8	AE36553H	1.90	.227	-	.340	.7188-20 UNJS-3B	.875	.094
	-10	AE36553J	2.03	.283	-	.410	.8438-18 UNJS-3B	1.000	.144
 <p>45°</p>	-4	AE37200E	1.97	.206	.331	.135	.4375-24 UNJS-3B	.563	.044
	-6	AE37200G	2.22	.214	.375	.245	.5625-20 UNJS-3B	.688	.077
	-8	AE37200H	2.42	.227	.410	.340	.7188-20 UNJS-3B	.875	.107
	-10	AE37200J	2.62	.283	.446	.410	.8438-18 UNJS-3B	1.000	.187
 <p>90°</p>	-4	AE37225E	1.79	.206	.599	.135	.4375-24 UNJS-3B	.563	.051
	-6	AE37225G	2.06	.214	.703	.245	.5625-20 UNJS-3B	.688	.080
	-8	AE37225H	2.25	.227	.756	.340	.7188-20 UNJS-3B	.875	.116
	-10	AE37225J	2.45	.283	.901	.410	.8438-18 UNJS-3B	1.000	.187

*Nipple assembly part number does include socket

3000/4000 psi Hose Assemblies - ArcSeal to ArcSeal AS1975)

A	B	Dash Sizes	Fitting A Part No.	Fitting B Part No.	3000psi Assembly Base No.	4000psi Assembly Base No.
		-4 thru -10	AE36553	AE36553	AC4574	AC4586
		-4 thru -10	AE36553	AE37200	AC4575	AC4587
		-4 thru -10	AE36553	AE37225	AC4576	AC4588
		-4 thru -10	AE37200	AE37200	AC4577	AC4589
		-4 thru -10	AE37200	AE37225	AC4578	AC4590
		-4 thru -10	AE37225	AE37225	AC4579	AC4591

AE334 Hose
5000psi/ 5080psi Operating Pressure



Hose Data

	Dash Size	-4	-6	-8	-10	-12	-16
O.D. Tube Size (in)		.250	.375	.500	.625	.750	1.000
Hose I.D. minimum (in)		.212	.298	.422	.515	.610	.890
Hose O.D. maximum (in)		.580	.735	.830	.965	1.175	1.570
Max. Operating Pressure (psi)		5080	5080	5080	5080	5081	5080
Proof Pressure (psi)		10,160	10,160	10,160	10,160	10,160	10,160
Min. High Temp. Burst Pressure (psi)		17,000	17,000	17,000	17,000	15,240	15,240
Min. Room Temp. Burst Pressure (psi)		20,320	20,320	20,320	20,320	20,320	20,320
Minimum Bend Radius (in)		1.50	2.50	2.88	3.25	4.00	9.61
Nominal Weight per Inch (lbs)		.0101	.0149	.0190	.0233	.0375	.0450

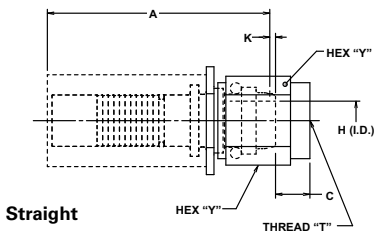
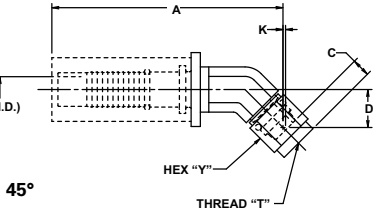
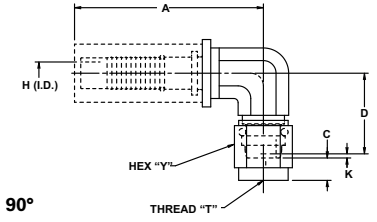
Temperature Range: -65°F to +275°F (-54°C to +135°C)

Construction: Extruded, conductive PTFE inner tube, with two (-4 through -6 sizes), or three (-8 through -16 sizes) layers of full-coverage Kevlar reinforcement and a full-coverage black PBI/ Kevlar outer braid.

Industry Specifications: Sizes -4 through -10 meet the performance requirements of MIL-H-85800 for 5000 psi operation. Sizes -4 through -16 are qualified to AS5951 for 5080 psi pressures and are listed in PRI/QPL for AS5951, and qualified to Airbus spec ABS1335.

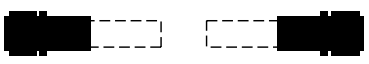
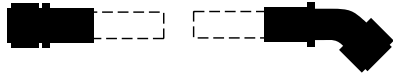
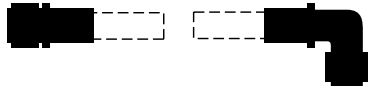
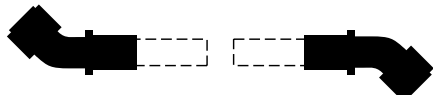
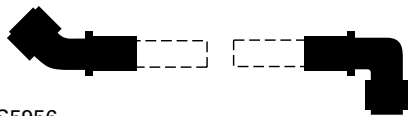
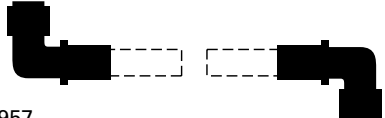
AE334 Fittings and Hose Assemblies

5080psi Flareless Fitting Dimensions

	Dash Size	*Nipple Assembly	Max. A	C Ref.	Nom. D	Min. H	K Ref.	Thread T	Hex Y Ref.	Nom. Wt. (lbs) w/Socket
 <p>Straight</p>	-4	AE61342E	1.80	.260	-	.142	.055	.4375-28 UNJEF-3B	.563	.064
	-6	AE61342G	2.15	.280	-	.230	.055	.5625-24 UNJEF-3B	.688	.110
	-8	AE61342H	2.50	.310	-	.340	.066	.7500-20 UNJEF-3B	.875	.174
	-10	AE61342J	3.03	.360	-	.408	.066	.8750-20 UNJEF-3B	1.000	.261
	-12	AE61342K	4.02	.370	-	.525	.066	1.0625-18 UNJEF-3B	1.250	.461
	-16	AE61342M	4.45	.370	-	.760	.066	1.3125-16 UNJ-3B	1.500	.963
 <p>45°</p>	-4	AE61344E	2.20	.260	.452	.142	.039	.4375-28 UNJEF-3B	.563	.085
	-6	AE61344G	2.53	.280	.492	.230	.039	.5625-24 UNJEF-3B	.688	.127
	-8	AE61344H	2.90	.310	.619	.340	.047	.7500-20 UNJEF-3B	.875	.185
	-10	AE61344J	3.43	.360	.632	.408	.047	.8750-20 UNJEF-3B	1.000	.295
	-12	AE61344K	4.52	.370	.788	.525	.047	1.0625-18 UNJEF-3B	1.250	.520
	-16	AE61344M	5.29	.370	.833	.760	.047	1.3125-16 UNJ-3B	1.500	1.110
 <p>90°</p>	-4	AE61346E	1.84	.260	.823	.142	.055	.4375-28 UNJEF-3B	.563	.088
	-6	AE61346G	2.35	.280	.906	.230	.055	.5625-24 UNJEF-3B	.688	.140
	-8	AE61346H	2.57	.310	1.124	.340	.066	.7500-20 UNJEF-3B	.875	.210
	-10	AE61346J	3.13	.360	1.243	.804	.066	.8750-20 UNJEF-3B	1.000	.300
	-12	AE61346K	4.09	.370	1.447	.525	.066	1.0625-18 UNJEF-3B	1.250	.550
	-16	AE61346M	4.83	.370	1.678	.760	.066	1.3125-16 UNJ-3B	1.500	1.170

*Nipple assembly part number does not include socket

5080psi Hose Assemblies - Flareless to Flareless (AS5951)

A	B	Dash Sizes	Assembly Base No.	Nipple A Part No.	Nipple B Part No.	Socket Part No.
		-4 thru -16	AC5952	AE61342	AE61342	AE29050E AE61044G-M
		-4 thru -16	AC5953	AE61342	AE61344	AE29050E AE61044G-M
		-4 thru -16	AC5954	AE61342	AE61346	AE29050E AE61044G-M
		-4 thru -16	AC5955	AE61344	AE61344	AE29050E AE61044G-M
		-4 thru -16	AC5956	AE61344	AE61346	AE29050E AE61044G-M
		-4 thru -16	AC5957	AE61346	AE61346	AE29050E AE61044G-M

How to Complete Hose Assembly Part Numbers

The part numbers shown here represent standard configurations of AE319 Hose with materials, markings and cleaning requirements conforming to the related military or aerospace standards as they apply. If your requirements differ from these standards, the hose assemblies you order will be assigned new customer specific part numbers by Eaton.

To order AE355 or AE344 Hose Assemblies, you should use the AS part numbers.

Example of Eaton Part Number **AC129H - 024 2 S S U**

Base Part Number and Hose Size Code

Use "-" if Sleeve is Not Required
B = Shrink-on Abrasion Sleeve

Length of Assembly in Inches
Fraction of an Inch in Eighths

R - Step Down One Size
S - Hose Size
E - Step Up One Size

{ Straight Fitting
 { 90° Fitting
 Lockwire Holes

U-Two Lockwire Holes
W-Three Lockwire Holes
Leave Character Space Blank if Lockwire Holes are Not Required

Angle in degrees

Measre angle counter-clockwise

END VIEW

On assemblies with an elbow fitting on each end, measure the orientation angle as shown above. Add the angle measurement as a suffix to the base part number. In all cases, the angle should be expressed in 3 digits. For example, 90° should be written 090. If the angle desired is 0°, specify 000.

Example of Eaton Part Number **AC139H - 24 2 U 270**

Base Part Number and Hose Size Code

Use "-" if Sleeve is Not Required
B = Shrink-on Abrasion Sleeve

Length of Assembly in Inches
Fraction of an Inch in Eighths

Lockwire Holes

U-Two Lockwire Holes
W-Three Lockwire Holes
Use "-" if Lockwire Holes are Not Required

Orientation Angle

The length for flareless hose assemblies can be measured to the end of the nipple or to the gauge point, as referenced in NAS1760. When defining the part number length, use the length between the gauge points. The "K" dimension shows the distance between the end of the nipple and the gauge point (reference pages 4, 5 and 8).

This part number format is consistent with the SAE AS part number format.

Hose Dash Size	4	6	8	10	12	16
Letter Code	E	G	H	J	K	M

Eaton
Aerospace Group
Conveyance Systems Division
300 South East Avenue
Jackson, Michigan 49203-1972
Phone: (517) 787 8121
Fax: (517) 789 2947